
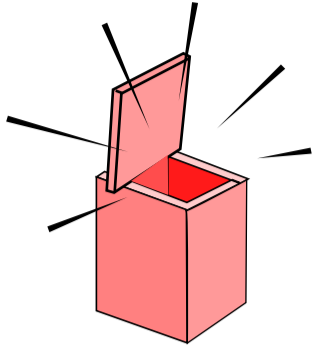



AGE CLASSES OF THE EDIBLE DORMOUSE *Glis glis*


Rose pup (CR) 0-4 dies




 2-5 g

Grey pup (CG) 5-14 dies



 5-20 g

Open-eyed pup (CUO) 14-30 days



 15-35 g


Juveniles (J) From 1st month to 1st hibernation



 35-100 g


Yearlings (Y) First year, after the first hibernation



 60-150 g

Adults (A) From the second year onwards



 70-200 g

Phenological chronogram*



O N D
(Each box= one week. Probability of finding animals in this stage)

■ Maximum probability
■ Lower probability. Locally

■ None found

■ Hibernating

O,N,D.. Months

It should be noted that phenology may vary according to environmental conditions of the year and geographical region.

Weight



The size of the weighs drawing is directly proportional to the average weight of the

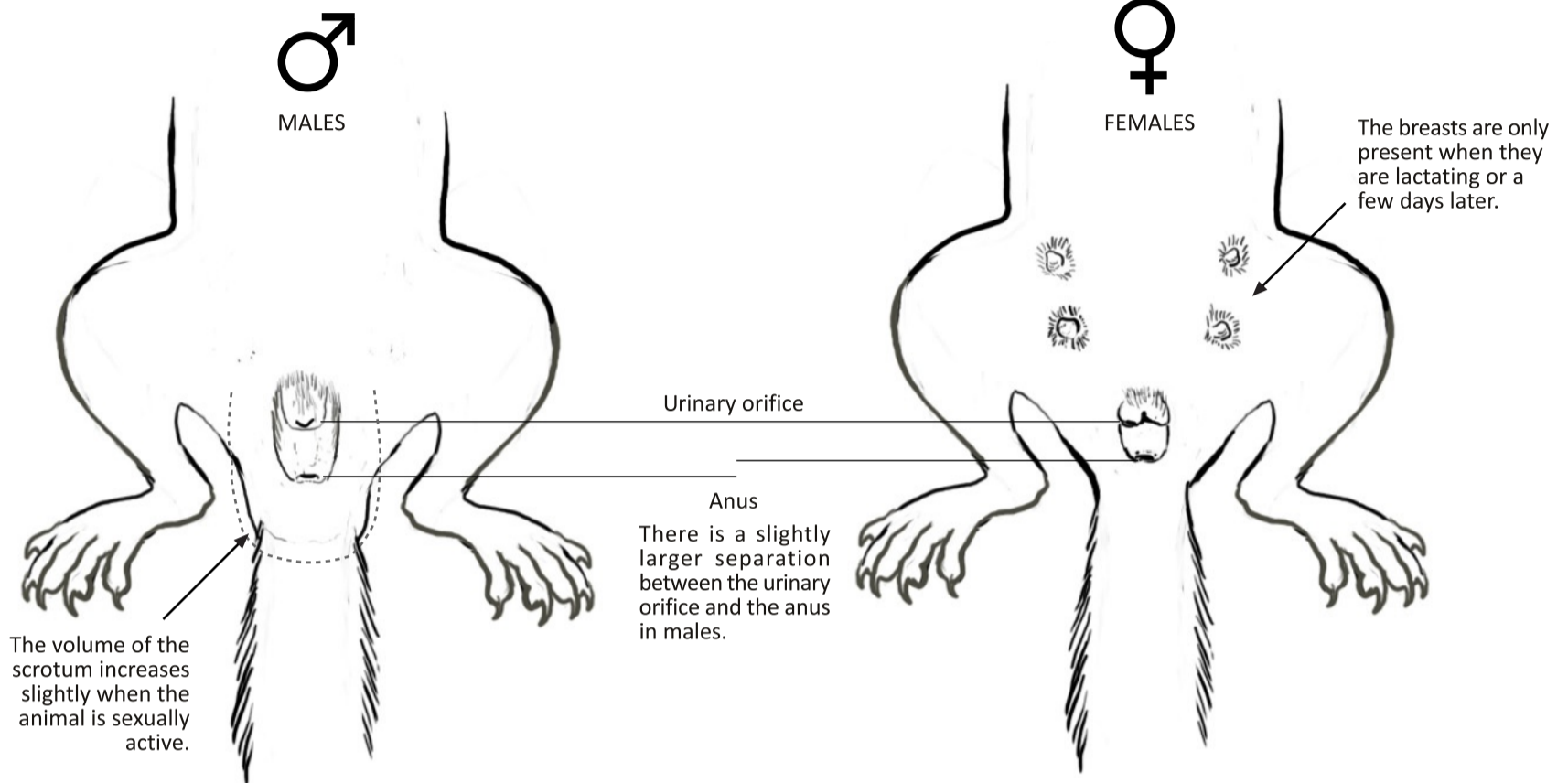
6-20 g Indicates the range of weights that can overlap in different stages.



SEXING OF THE EDIBLE DORMOUSE *Glis glis*



ADULTS AND YEARLINGS



PUPS AND JUVENILES

